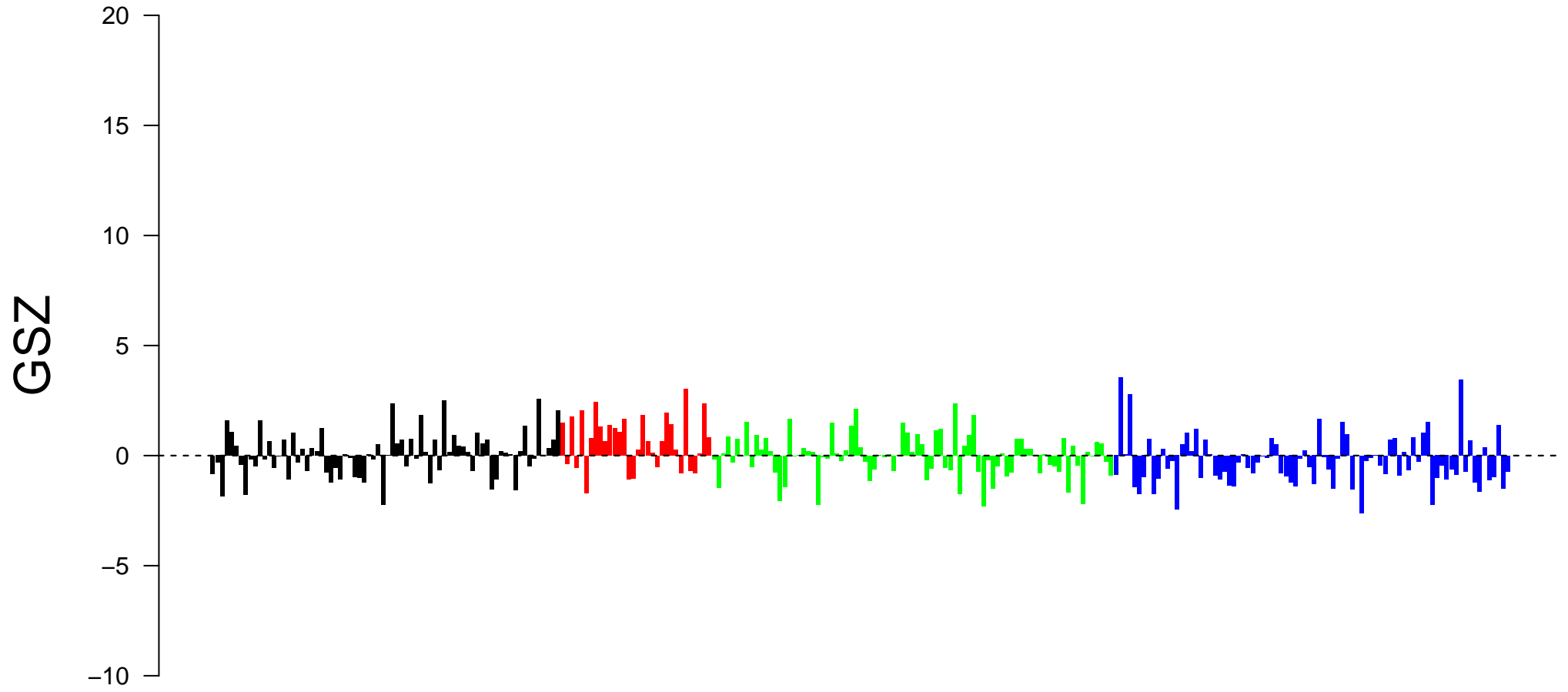
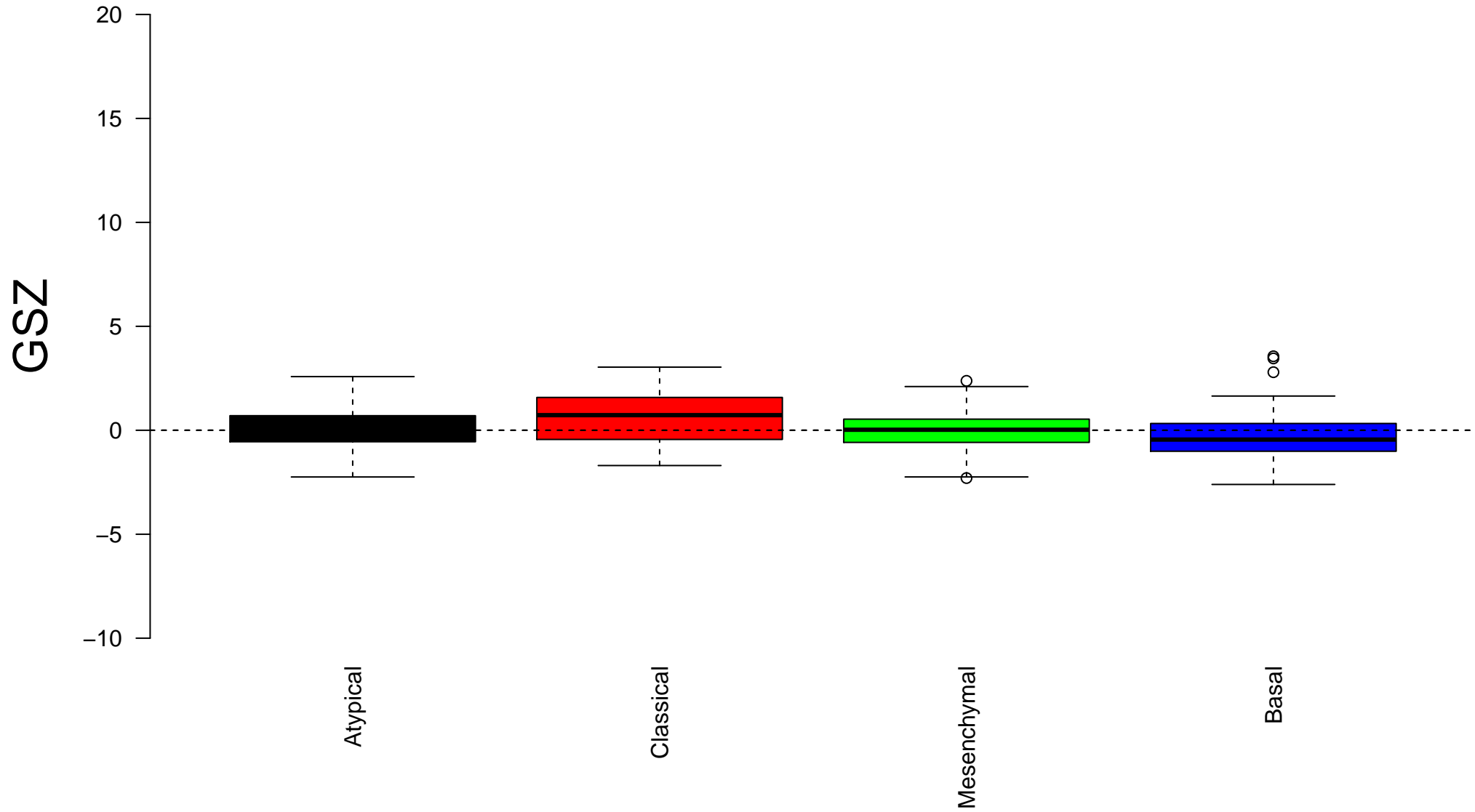


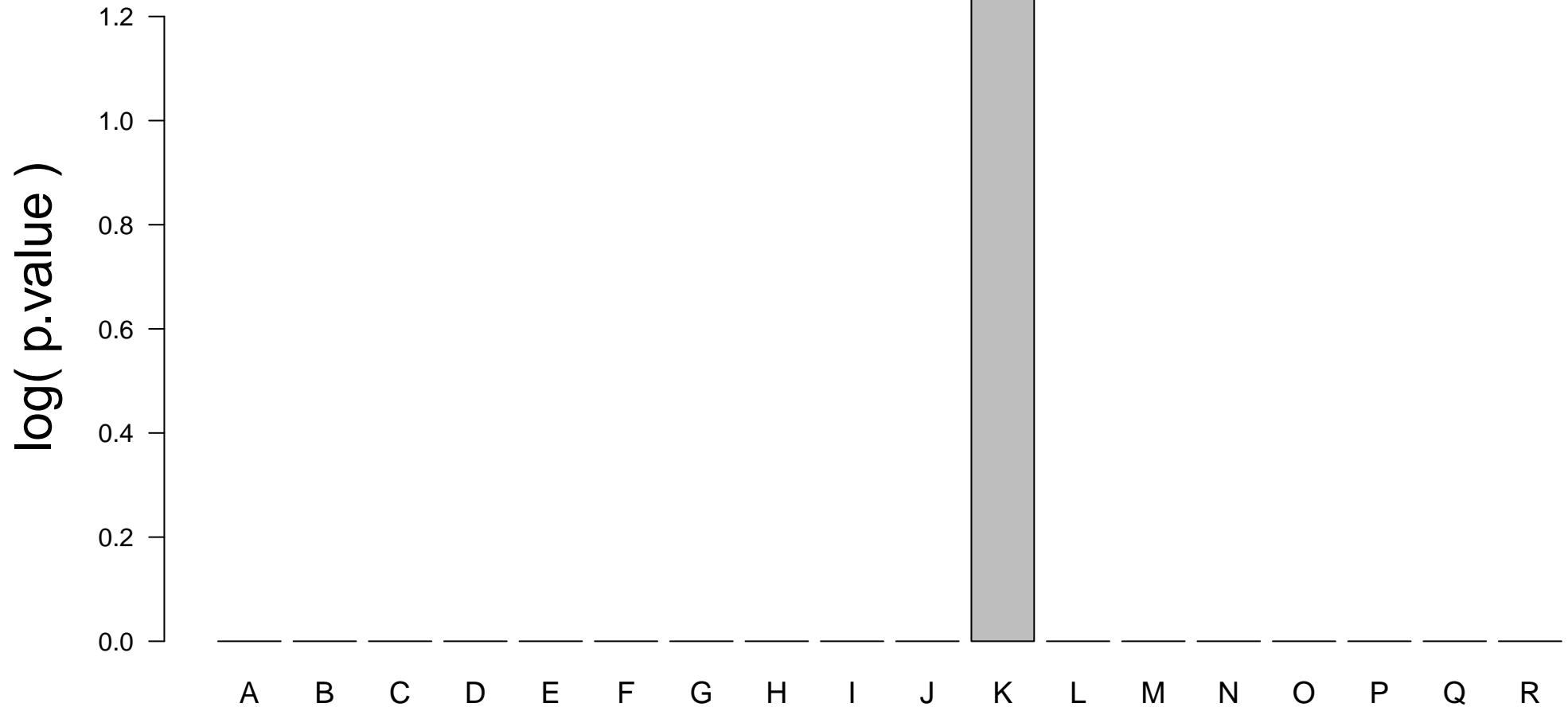
# HEIDENBLAD\_AMPLIFIED\_IN\_SOFT\_TISSUE\_CANCER




# HEIDENBLAD\_AMPLIFIED\_IN\_SOFT\_TISSUE\_CANCER




Enrichment in spots: HEIDENBLAD\_AMPLIFIED\_IN\_SOFT\_TISSUE\_CANCER




# Expression of HEIDENBLAD\_AMPLIFIED\_IN\_SOFT\_TISSUE\_CANCER in Spot A




# Expression of HEIDENBLAD\_AMPLIFIED\_IN\_SOFT\_TISSUE\_CANCER in Spot B




# Expression of HEIDENBLAD\_AMPLIFIED\_IN\_SOFT\_TISSUE\_CANCER in Spot C



# Expression of HEIDENBLAD\_AMPLIFIED\_IN\_SOFT\_TISSUE\_CANCER in Spot D




# Expression of HEIDENBLAD\_AMPLIFIED\_IN\_SOFT\_TISSUE\_CANCER in Spot E







Expression of HEIDENBLAD\_AMPLIFIED\_IN\_SOFT\_TISSUE\_CANCER in Spot F




# Expression of HEIDENBLAD\_AMPLIFIED\_IN\_SOFT\_TISSUE\_CANCER in Spot G




# Expression of HEIDENBLAD\_AMPLIFIED\_IN\_SOFT\_TISSUE\_CANCER in Spot H



Expression of HEIDENBLAD\_AMPLIFIED\_IN\_SOFT\_TISSUE\_CANCER in Spot I



Expression of HEIDENBLAD\_AMPLIFIED\_IN\_SOFT\_TISSUE\_CANCER in Spot J




# Expression of HEIDENBLAD\_AMPLIFIED\_IN\_SOFT\_TISSUE\_CANCER in Spot K

$\Delta e$

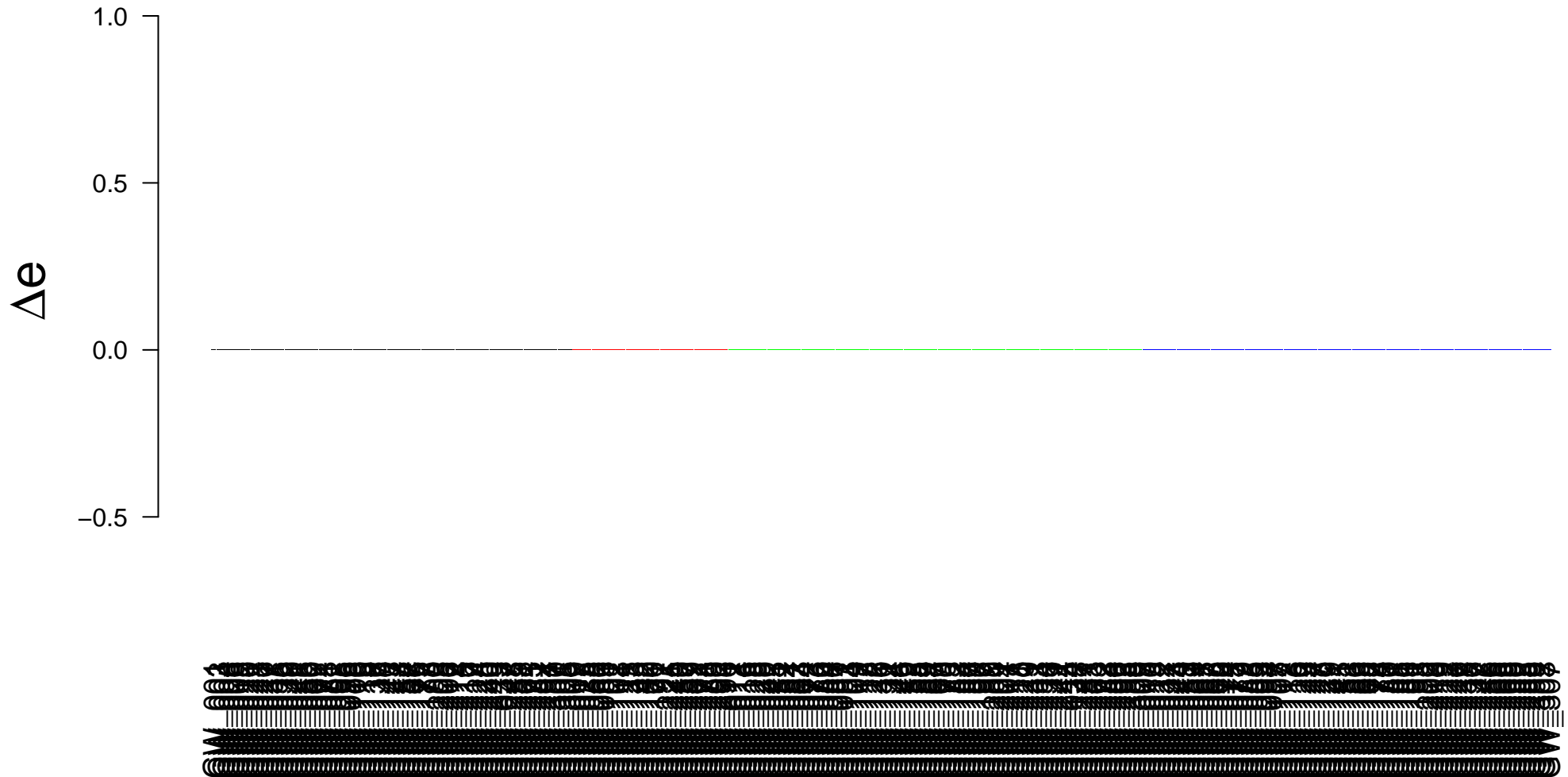
1.0  
0.5  
0.0  
-0.5



Expression of HEIDENBLAD\_AMPLIFIED\_IN\_SOFT\_TISSUE\_CANCER in Spot L




# Expression of HEIDENBLAD\_AMPLIFIED\_IN\_SOFT\_TISSUE\_CANCER in Spot M







# Expression of HEIDENBLAD\_AMPLIFIED\_IN\_SOFT\_TISSUE\_CANCER in Spot N




Expression of HEIDENBLAD\_AMPLIFIED\_IN\_SOFT\_TISSUE\_CANCER in Spot O



Expression of HEIDENBLAD\_AMPLIFIED\_IN\_SOFT\_TISSUE\_CANCER in Spot P



# Expression of HEIDENBLAD\_AMPLIFIED\_IN\_SOFT\_TISSUE\_CANCER in Spot Q



# Expression of HEIDENBLAD\_AMPLIFIED\_IN\_SOFT\_TISSUE\_CANCER in Spot R

